










D&V Plug Code Guide















Dec 2017

D&V Electronics Ltd.
130 Zenway Blvd. • Woodbridge, Ontario L4H 2Y7 • Canada
Tel: 001-905-264-7646 • Fax: 001-905-264-0502
<http://www.dvelectronics.com>

D&V Plug Code Guide

| Plug Code | D&V P/N | JBT-1 Harness Code | Terminals | Application Description | Lester Reference Number | Dixie Unit Number | Note | Supplied with Tester or Set (Non JBT-1) | Plug Picture (View into regulator) |
|-----------|----------|--------------------|---|---|-------------------------|-------------------|--|---|---|
| | 802-0073 | NA | Stator, Sense, Field, Ignition, Lamp | Universal-J plug with 5 wires (JBT-Series) Field is protected by "in-line" Fuse | | | | JBT | |
| | 802-0074 | NA | Stator, Sense, Field, Ignition, Lamp, Energize | Universal plug with 6 wires (ALT-Series) | | | | ALT | |
| | 802-0139 | NA | Stator, Sense, Ignition, FB, Computer, Lamp | Universal plug with 6 wires (CVT Series) Can also be used on ALT testers. | | | | CVT | |
| | 802-0234 | NA | Stator, Sense, Ignition, FB, Computer, Lamp, Field, Energize, LIN | Universal plug with 9 wires (ALT-Series) | | | | ALT | |
| 63 | 802-2003 | 2162 | COM | Bosch | | | This test lead is for use with LIN/BSS COM adapters. | |  |
| 63 | 802-2007 | 2162 | COM | Bosch | | | Use this test lead with testers that have built-in LIN/BSS functionality | |  |
| 78 | 802-2002 | 2162 | COM, DFM | Bosch | | | This test lead is for use with LIN/BSS COM adapters. | |  |
| 78 | 802-2008 | 2162 | COM, DFM | Bosch | | | Use this test lead with testers that have built-in LIN/BSS functionality | |  |
| 100 | 802-0000 | 2033 | D+,DF,D- | Bosch | 13009 | A-9126 | | |  |
| 101 | 802-0076 | 3005 | D+,DF,D- | Bosch - Volks Wagon | 13048 | A-619 | | |  |
| 102 | 802-0077 | 3001 | D+,DF,D- | Bosch Mercedes | 13001 | A-600 | | |  |
| 108 | 802-0078 | 3005 | D+,B+ | Bosch w/Spade Conn | 13106 | N/A | | |  |
| 109 | 802-0078 | 3005 | D+,B+ | Bosch w/Spade Conn | 13101 | A-693 | | |  |














D&V Plug Code Guide

| Plug Code | D&V P/N | JBT-1 Harness Code | Terminals | Application Description | Lester Reference Number | Dixie Unit Number | Note | Supplied with Tester or Set (Non JBT-1) | Plug Picture (View into regulator) |
|-----------|----------|--------------------|---------------------|-----------------------------------|-------------------------|-------------------|--|---|---|
| 110 | 802-0001 | 2033 | B+,B+,D+ | Bosch, Lucas | 12038 | A-625 | | ALT |  |
| 111 | 802-0079 | 2033 | B+,B+,D+ & D+,DF,D- | Bosch, Lucas w/ White Brush Plate | 13033 | See plug 409 | | |  |
| 112 | | 2033 | B+,D+ & D+,DF,D- | Lucas | 13058 | A-6239 | | |  |
| 113 | 802-0002 | 2033 | B+,D+ | w/White Brush Plate Bosch | 13050 | A-685 | | |  |
| 114 | 802-0003 | 2033 | D+,DF,D- | Bosch Volvo | 13161 | A-626 | | |  |
| 115 | 802-2005 | | COM | Valeo | | | This test lead is for use with LIN/BSS COM adapters. | |  |
| 115 | 802-2009 | | COM | Valeo | | | Use this test lead with testers that have built-in LIN/BSS functionality | |  |
| 120 | 802-0080 | 3005 | D+, B+, S | | 14031 | A-440 | | |  |
| 130 | 802-0004 | 2035 | A,F,E,N | Mitsubishi | 12132 | A-824 | | |  |
| 140 | 802-0005 | 2109 | E,F,N | Nippondenso Toyota, Honda | 12021 | A-842 | | |  |
| 140J | 802-0081 | | E,F,N | Nippondenso Toyota, Honda | | | | JBT | " |
| 149 | | 3001 | FLD, GND | Motorola Type | 7427 | A-935 | Use Universal | |  |
| 150 | 802-0082 | 2037 | L Connection Only | SI Series Delco Type 126 | 13108 | A-6102 | | |  |














D&V Plug Code Guide

| Plug Code | D&V P/N | JBT-1 Harness Code | Terminals | Application Description | Lester Reference Number | Dixie Unit Number | Note | Supplied with Tester or Set (Non JBT-1) | Plug Picture (View into regulator) |
|-----------|----------|--------------------|------------------|-------------------------------------|-------------------------|-------------------|-------------------------------|---|------------------------------------|
| 151 | 802-0006 | 2037 | 1,2 or S,L | SI Series Delco | 13143 | A-1133 | | ALT & JBT | |
| 152 | 802-0007 | 2038 | R,F | Squirrel cage Delco | N/A | A-109 | | | |
| 153 | 802-0008 | 2038 | R,F | 10DN Delco | 7107 | A-171 | | ALT & JBT | |
| 154 | 802-0009 | 2039 | 1,2,3 or L,S,R | SI Series Delco Type 116 | 7150 | A-1250 | | ALT | |
| 155 | 802-0010 | 2039 | 1,2,3 or L,S,C | SI Series Delco Cadillac | N/A | A-1336 | | | |
| 160 | 802-0011 | 3005 | FLD(67), STA(30) | Fiat | 13075 | A-650 | | | |
| 161 | 802-0012 | 3005 | FLD(67),TRIO(30) | Fiat | 13131 | A-652 | | | |
| 170 | 802-0013 | 3005 | 3005 | Fiat "A" Circuit | 13137 | A-654 | | | |
| 180 | 802-0014 | 3005 | D+, DF | Fiat "A" Circuit | 14295 | No listing | | | |
| 181 | 802-0015 | 3005 | B+,D+ | Fiat Spade Connector | 14293 | No listing | | | |
| 190 | 802-0016 | 2041 | F,N | Hitachi, Mitsubishi | 12106 | A-810 | | | |
| 191 | 802-0017 | 2041 | S,L | Hitachi, Mitsubishi "T" Shaped Plug | 13263 | A-845 | | ALT | |
| 192 | 802-0018 | 2041 | L,R (IG) | Hitachi, Mitsubishi "T" Shaped Plug | 12077 | A-8206 | Ignition terminal is labeld R | ALT & JBT | |












D&V Plug Code Guide

| Plug Code | D&V P/N | JBT-1 Harness Code | Terminals | Application Description | Lester Reference Number | Dixie Unit Number | Note | Supplied with Tester or Set (Non JBT-1) | Plug Picture (View into regulator) |
|-----------|----------|--------------------|-----------|--------------------------------------|-------------------------|-------------------|---|---|---|
| 193 | 802-0019 | 2041 | L, IG | Hitachi, Mitsubishi "T" Shaped Plug | 12179 | A-8277 | Plug 193 is the same as Plug 192 only the Ignition terminal is labeled as R on Plug 192 | |  |
| 194 | 802-0020 | 2043 | FLD,ST | Ford 1G "Large Frame" | 7072-12 | A-221 | | ALT & JBT |  |
| 200 | ? | 3001 | S,L,IG | Isuzu Diesel | 14648 | A-8469 | Use Universal | |  |
| 210 | ? | 3001 | S,L,IG, | Chevette Diesel | 14645 | A-8152 | Use Universal | |  |
| 220 | ? | 3001 | S,L | Nissan Diesel | 14615 | A-8124 | Use Universal | |  |
| 221 | ? | 3001 | S,R,L | Nissan Diesel | 14613 | A-8126 | Use Universal | |  |
| 230 | 802-0021 | 2116 | F,E,N | Nippondenso Green Plug | 13168 | A-834 | | |  |
| 231 | 802-0112 | 2116 | L,E,F | Nippondenso Green Plug-"A" Circuit | 14274 | A-869 | | |  |
| 240 | use 230 | 2116 | F,E,N | Nippondenso Green Plug | 14342 | A-834 | | |  |
| 241 | 802-0022 | 2116 | F,E,P | Nippondenso Green Plug- "A" Circuit | 14593 | A-8176 | | JBT |  |
| 242 | 802-0115 | 2116 | L,S,IG | Nippondenso Green Plug- I Mark | 14463 | A-8121 | | |  |
| 250 | 802-0023 | 2119 | IG,N | Nippondenso Toyota 2 Wire Green Plug | 13140 | A-839 | | |  |
| 251 | 802-0113 | 2119 | L,IG | Nippondenso 2 Wire Green Plug | 13169 | A-864 | | |  |














D&V Plug Code Guide

| Plug Code | D&V P/N | JBT-1 Harness Code | Terminals | Application Description | Lester Reference Number | Dixie Unit Number | Note | Supplied with Tester or Set (Non JBT-1) | Plug Picture (View into regulator) |
|-----------|----------|--------------------|-----------|---|-------------------------|-------------------|------|---|---|
| 260 | 802-0024 | 2044 | L,E,F | Nippondenso Brown Plug "A" Circuit | 14552 | A-8102 | | |  |
| 261 | 802-0025 | 2044 | L,S,IG | Nippondenso Brown Plug Offset | 14336 | A-866 | | ALT |  |
| 270 | 802-0026 | 2130 | L,+(IG) | Paris Rhone, Ducellier, Valeo +(IG) Terminal is actually B-Circuit Field | 12049 | A-9183 | | SUP |  |
| 271 | 802-0027 | 2130 | F1,F2 | Volkswagen Omni | 14787 | A-6130 | | |  |
| 272 | use 270 | 2130 | "L" | Paris Rhone, Ducellier | 13254 | A-8395 | | |  |
| 280 | 802-0028 | 2045 | S,IG,L | Nippondenso Round Plug | 12016 | A-8215 | | ALT JBT VRT |  |
| 282 | 802-0029 | 2045 | D,IG,L | Nippondenso Round Plug | 13213 | A-8159 | | ALT JBT |  |
| 284 | 802-0030 | 2045 | C,IG,L | Nippondenso round Plug | 14739 | A-8217 | | ALT VRT |  |
| 285 | 802-0084 | 2045 | F1,F2 | Nippondenso Round Plug | 13443 | A-8298 | | |  |
| 286 | 802-0085 | 2045 | S,IG,L | Nippondenso Round Plug | 13252 | No listing | | |  |
| 287 | 802-0107 | 2045 | S,IG,L | Nippondenso Round Plug | 13498 | No listing | | |  |
| 288 | 802-0154 | 2045 | FR,IG,L | Nippondenso 126000-0950 12V,45A | | | | |  |
| 290 | 802-0031 | 2048 | S,FR,IG,L | Nippondenso Round Plug | 13294 | A-8197 | | ALT JBT VRT |  |

D&V Plug Code Guide

| Plug Code | D&V P/N | JBT-1 Harness Code | Terminals | Application Description | Lester Reference Number | Dixie Unit Number | Note | Supplied with Tester or Set (Non JBT-1) | Plug Picture (View into regulator) |
|-----------|----------|--------------------|------------|---|-------------------------|-------------------|---|---|---|
| 290-75 | 802-0086 | N/A | S,FR,IG,L | Nippondenso Round Plug | | A-8197 | With pull-up resistor | ALT75 ONLY | " |
| 291 | 802-2004 | | LIN | Nippondenso Square Plug | | | Some testers may require a LIN/BSS adapter to use with this plug. | |  |
| 292 | 802-0032 | 2048 | D,FR,IG,L | Nippondenso Round Plug | 11100 | A-8177 | | ALT & JBT |  |
| 293 | | | D,C,L,FR | Nippondenso Square Plug | | | Note: D is dummy terminal. Use Plug 933 (802-0204) or Plug 296 (802-0147) . The IG terminal is not used. | |  |
| 294 | 802-0033 | 2048 | C,FR,IG,L | Nippondenso Round Plug | 13266 | A-8249 | | ALT JBT VRT |  |
| 295 | 802-0146 | 2174 | S,FR,IG,L | Nippondenso Square Plug | 11153 | A-8548 | | VRT SUP |  |
| 296 | 802-0147 | 2174 | C,FR,IG,L | Nippondenso Square Plug IM851 | 11030 | A-8900 | Used on testers where the Feedback pullup resistor can be configured with higher resistance values (Newer generation DAQ based testers). Note: This test lead can be used to test plug code 293 D,C,L,FR. The D is a dummy terminal. | VRT SUP |  |
| 297 | 802-0220 | 2147 | RLO,M,IG,L | Denso Square Plug (with RVC and feedback) | | | Note: May require RLO Adapter 802-0221 on some testers. | |  |
| 298 | N/A | | C,F,IG,L | Nippondenso Retangler Plug | | | Under Development | |  |
| 299 | 802-0239 | | R(ign),L | Hitachi, Mitsubishi Oval Shaped Plug | | | | |  |
| 300 | 802-0035 | 2050 | S,L | Hitachi, Mitsubishi Oval Shaped Plug | 11004 | A-8245 | | ALT JBT |  |
| 301 | 802-0036 | 2050 | I,A | Mitsubishi Oval Shaped Plug Ford | 13230 | A-8318 | | SUP |  |









D&V Plug Code Guide

| Plug Code | D&V P/N | JBT-1 Harness Code | Terminals | Application Description | Lester Reference Number | Dixie Unit Number | Note | Supplied with Tester or Set (Non JBT-1) | Plug Picture (View into regulator) |
|-----------|----------|--------------------|-----------|--|-------------------------|---|------|---|---|
| 302 | 802-0037 | 2050 | F1,F2 | Mitsubishi Oval Shaped Plug -Chrysler | 13575 | A-8300 | | JBT |  F(1) F(2) |
| 303 | 802-0114 | 2050 | P,D | Mitsubishi - Requires special plug. The Driver terminal must be voltage and current limited. Do not connect "D" directly to Battery. Program as Non-regulated B-Circuit Field and Stator "P". | 11005 | A-8669 | | SUP |  (ST) P D (DRIVER) |
| 305 | 802-0087 | 2129 | L,S,C | Mitsubishi Hitachi Elliptical Shaped Plug | 13612 | No listing, WAI calls IM472 but this uses 915 | | SUP |  - L S C (C) |
| 306 | 802-0105 | 2129 | S,L | Mitsubishi, Hitachi Elliptical Shaped Plug | 11017 | A-8484, A-8572, | | SUP |  - L S - |
| 307 | 802-0106 | 2129 | G,S,L,F | Mitsubishi Elliptical Shaped Plug | 11001 | A-8708 | | SUP |  (FR) L S C (C) |
| 309 | 802-0038 | 2052 | P,L,F,S | CS121, CS130, CS144 | 7801-3 | A-1463 | | ALT JBT VRT |  P L F S (ST) (FR) |
| 309R | 802-0039 | 2052 | P,L,F,S | CS144 w/ Remote Sense D712, D412, D434 Regulators with flat temperature compensation, 12v set point. | 7863-2 | A-1463 | | |  P L F S (ST) (FR) |
| 310 | 802-0040 | 2052 | P,L,I,S | CS121, CS130, CS144 | 7678-11 | A-1408 | | ALT JBT VRT |  P L I S (ST) (IG) |
| 311 | 802-0041 | 2052 | S,IG,L | CS121 to ND Conversion Oval | N/A | A-1405 | | |  HAR- NESS- S IG L PREG P L I S (ST) (IG) |
| 312 | 802-0042 | 2118 | S,IG,L | Nippondenso Oval Plug | 13409 | A-8434 | | JBT VRT SUP |  S IG L |
| 313 | 802-0043 | 2053 | P,L,I,S | CS130D D702 | 8155-3 | A-1700 | | ALT JBT VRT |  P L I S (ST) (IG) |
| 314 | 802-0044 | 2053 | P,L,F,S | CS130D D705 | 11045 | A-1644 | | JBT VRT SUP |  P L F S (ST) (FR) |
| 315 | 802-0127 | 2129 | S,D,L,D | Mitsubishi Elliptical Shaped Plug | 13720 | No listing | | SUP |  S D L D |

D&V Plug Code Guide

| Plug Code | D&V P/N | JBT-1 Harness Code | Terminals | Application Description | Lester Reference Number | Dixie Unit Number | Note | Supplied with Tester or Set (Non JBT-1) | Plug Picture (View into regulator) |
|-----------|----------|--------------------|------------------|---|-------------------------|-------------------|--|---|------------------------------------|
| 316 | 802-0128 | 2118 | F,IG,L | Nippondenso Oval Plug | 11031 | No listing | | SUP | |
| 317 | 802-0129 | 2118 | C,IG,L | Nippondenso Oval Plug | 13739 | A-8640 | | VRT SUP | |
| 318 | 802-0130 | 2118 | D,IG,L | Nippondenso Oval Plug | 11086 | A-8995 | | SUP | |
| 319 | 802-0131 | 2118 | D,S,L | Nippondenso Oval Plug | 11024 | A-80087 | | SUP | |
| 320 | 802-0122 | 3001 | F1,F2 | Nippondenso/Bosch Chrysler Field is protected by "In-Line" Fuse | 13184 | A-8297 | | JBT | |
| 321 | 802-0132 | 2118 | M,IG,L (M is FR) | M = Feedback, 1k pull-up on test lead, program for "F" Denso P/N: 126000-3130 / 102211-1950 | 11085 | A-8911 | | SUP | |
| 323, 926 | 802-0044 | 2053 | L,F | (GM CS130D style plug but only with Lamp and Feedback. Can be substituted with Plug 314. GM Denso applications.) | 11142 | A-9376 | Use Plug 314 | | |
| 324, 900 | 802-0126 | 2118 | P,IG,L | Nippondenso - Caterpillar | 12356 | A-80051 | | SUP | |
| 325, 341 | 802-0205 | 2118 | P,D | Mitsubishi - Requires special plug. The Driver terminal must be voltage and current limited. Do not connect "D" directly to Battery. Program as Non-regulated B-Circuit Field and Stator "P". CONFLICTS WITH PREVIOUS INFO FROM LESTER, SEE ALSO PLUG 341 | 11058 | A-80248 | This plug is also referred to Plug 341 in the Lester database. Previous designation for Plug 325 in Lester was P, D, Blank now Plug 325 re-assigned as C, S, L. | | |
| 327, 931 | 802-0203 | 2190 | FR,L | | N/A | | | | |
| 330 | 802-0045 | 2054 | A,S,I | Ford 2G F784 | 12075 | A-234 | | ALT | |
| 330J | 802-0046 | N/A | | " | | | | JBT | " |

D&V Plug Code Guide

| Plug Code | D&V P/N | JBT-1 Harness Code | Terminals | Application Description | Lester Reference Number | Dixie Unit Number | Note | Supplied with Tester or Set (Non JBT-1) | Plug Picture (View into regulator) |
|-----------|----------|--------------------|--------------------------|--|-------------------------|-------------------|--|---|---|
| 331 | 802-0047 | 2054 | A,(D),I | Ford 2G - Mitsubishi | 13188 | A-8212 | | ALT |  |
| 331J | 802-0048 | N/A | | " | | | | | " |
| 332 | 802-0049 | 2056 | A,S,I | Ford 3G Contour, Mystique, Police F786 | 7774 | A-259 | | ALT |  |
| 332J | 802-0050 | N/A | | " | | | | JBT | " |
| 333 | 802-0051 | 2057 | A,S,I | Ford 3G F794 | 13189 | A-248 | | ALT |  |
| 333J | 802-0052 | N/A | A,S,I | Ford 3G | | | | JBT | " |
| 334 | 802-0116 | 2057 | A,(D),I | Ford 4G (Plug 333 can be used to test this unit, however program specs for plug 334) F796, F798 | 8436 | A-2070 | | ALT |  |
| 335, 913 | 802-0176 | 2056 | D,L,IG | Bosch BMW, Valeo OEM terminals: blank / 61E / 15 Lester 13734 | 13729 | A-6288 | | |  |
| 336 | 802-0090 | 2137 | AS,(D),I | Ford 6G (Original OEM regulator is all gray, New OEM by IR is gray with green rear cover.) F600 | 7795 | A-2024 | | VRT SUP |  |
| 337 | 802-0091 | 2137 | AS,RC,LI or (Sen,Sig,FB) | Ford 6G "PCM" (original OEM regulator is white w/ black rear cover. New OEM by IR is White/Blue) Also used on Marelli 63341746 F601 | 11172 | A-2044 | For JBT series and ALT-7, ALT-98, ALT-99 | SUP |  |
| 338 | 802-0092 | 2137 | AS,DF,I or (Sen,FB,Lamp) | Ford 6G "ALF" (original OEM regulator is white w/ orange rear cover. New version by IR is all black) F603,F606 | 8250 | A-2050 | | VRT SUP |  |











D&V Plug Code Guide

| Plug Code | D&V P/N | JBT-1 Harness Code | Terminals | Application Description | Lester Reference Number | Dixie Unit Number | Note | Supplied with Tester or Set (Non JBT-1) | Plug Picture (View into regulator) |
|-----------|----------------|--------------------|----------------------------|--|------------------------------|-------------------|---|---|------------------------------------|
| 339, 901 | 802-0125 | 2057 | AS, RC, LI or (Sen,Sig,FB) | Ford 4G "PCM" Similar to 337 plug. Typical Ford P/N: 2F1U-BB Note, regulator housing may be marked (A,S,I) | 8269 | A-2056 | For JBT series and ALT-7, ALT-98, ALT-99. For testers with built in PCM (RVC) functions use PLUG 912 | SUP | |
| 340 | AVAILABLE SOON | 2045 | F,E,P | "A" Circuit | 14453 | A-8242 | | | |
| 341, 932 | 802-0205 | 2174 | D, P, Blank | Reserved | 11062 (For 932), 11006 (341) | | SEE PLUG 325 | | |
| 344A | 802-0233 | | AS,RC,LI or (Sen,Sig,FB) | Ford "PCM" style regulator but uses Denso oval plug | | | For JBT series and ALT-7, ALT-98, ALT-99. Has circuit board adapter for PCM control. | | |
| 344 | 802-0237 | | AS,RC,LI or (Sen,Sig,FB) | Ford "PCM" style regulator but uses Denso oval plug | | | For testers with built in RVC control functions. Adapter not required. | | |
| 346, 919 | 802-0186 | 2285 | L,F (Lamp and FB) | Remy RVC Regulator. RVC controlled through Lamp terminal. | 11038 | A-1705 | This test lead is for use on testers using older T3 modules and with the RVC adapter. There is a pullup resistor connected between Lamp and Ignition. | | |
| 346, 919 | 802-0235 | 2285 | L,F (Lamp and FB) | Remy RVC Regulator. RVC controlled through Lamp terminal. | 11038 | A-1705 | This test lead is for use on testers using the new DAQ module. There is no pullup resistor connected between Lamp and Ignition. | | |
| 350 | 802-0053 | 2117 | S,L,IG, (D) | Round Hitachi Isuzu | 12097 | A-8260 | | | |
| 351 | 802-0054 | 2117 | S,(D),L,IG | Round Hitachi Subaru | 13275 | A-8382 | | JBT | |
| 352 | 802-0137 | 2117 | C,S,L,IG | Round Hitachi Honda | 13744 | A-8556 | | SUP | |
| 353 | 802-0054 | 2117 | D,L,S | Round Hitachi | 13210 | No listing | Use Plug 351 | | |
| 360 | 802-0055 | 2115 | L,S | Bosch Mercury Capri | 12223 | A-6250 | | | |













D&V Plug Code Guide

| Plug Code | D&V P/N | JBT-1 Harness Code | Terminals | Application Description | Lester Reference Number | Dixie Unit Number | Note | Supplied with Tester or Set (Non JBT-1) | Plug Picture (View into regulator) |
|-----------|----------|--------------------|-------------------------|--|-------------------------|-----------------------|------|---|------------------------------------|
| 361 | 802-0089 | 2115 | D+, W | Bosch Volkswagen | 11135 | A-6190 | | SUP | D+ (L) W (ST) |
| 362 | 802-0162 | 2194 | F1,F2 | Mitsubishi Square Chrysler | 11063 | A-8652 | | | F1 F2 |
| 363 | 802-0240 | 2133 | F1,F2 | Nippondenso , Bosch Oval Chrysler | 11039 | A-6323 | | | F1 F2 |
| 364 | 802-0123 | 2162 | L, DFM (Lamp, FeedBack) | Valeo, Bosch , Hitachi-VW Typical P/N: 028 903 029G | 11065 | Use 908? | | SUP | L (FB) DFM |
| 365 | 802-0197 | 2247 | L, DFM (Lamp, Feedback) | Valeo: OEM Unit P/N: 2542361 | 11043 | A-6371 | | | L (FB) DF |
| 366 | 802-0216 | 2115 | D+,DF (Lamp & Feedback) | Similar to Plug 918 but terminal locations reversed. | 13622 | A-6389 | | | (L) (FB) D+ DF |
| 369 | 802-0056 | 3005 | FLD | Chrysler | 14308 | A-9180 | | | EXC F(B) |
| 370 | 802-0108 | 3005 | TRIO | VW | 13419 | A-8728 | | | D+ (L) |
| 371 | 802-0109 | 3005 | TRIO | VW | 11081 | A-6264 (Discontinued) | | | D+ (L/ TRIO) B+ (+) |
| 372 | 802-0057 | 3001 | TRIO | VW | 14991 | A-661 | | | BAT (+) B+ (+) D+ (L/ TRIO) |
| 373 | 802-0058 | 3005 | TRIO | VW | 13080 | A-9293 | | | BAT (+) D+ (L/ TRIO) |
| 374 | 802-0059 | 3005 | FLD | Chrysler RoundBack | 7004 | A-303, A-304 | | JBT | F(B) |













D&V Plug Code Guide

| Plug Code | D&V P/N | JBT-1 Harness Code | Terminals | Application Description | Lester Reference Number | Dixie Unit Number | Note | Supplied with Tester or Set (Non JBT-1) | Plug Picture (View into regulator) |
|-----------|----------|--------------------|------------|---|-------------------------|-----------------------------|---|---|---|
| 375 | 802-0060 | 3001 | FLD | Chrysler SqrBack (Dual Fld) | 7015 | A-325 | | JBT |  |
| 377, 925 | 802-0241 | | F, B-Sense | (This is a Externally-Regulated Alternator. F is "B-Circuit" Field and B Sense is a Kelvin sensing point to allow the PCM to measure the voltage at the alternator eliminating contact resistance voltage drops.) | 11244 | A-80334 | Plug code 377 and Plug code 378 look identical except: 377 Pins = B circuit Field and B+ Sense, without the 2.4K resistor between B+ Sense pin and B+ heat sink connection. There is a direct connection instead of the resistor. | |  |
| 378 | 802-0242 | | F, B-Sense | (This is a Externally-Regulated Alternator. F is "B-Circuit" Field and B-Sense is a Kelvin sensing point | | | 378 Pins = B circuit Field and B+ Sense, with a 2.4K resistor between B+ Sense pin and B+ heat sink connection. | |  |
| 380 | 802-0110 | 3005 | TRIO | VW | 13520 | A-6138 | | |  |
| 381 | 802-0061 | 3001 | TRIO | VW | 11002 | A-6175 | | |  |
| 385 | NEW | | | | 9801-385 | | | | |
| 399 | 802-0062 | 3005 | FLD | Volvo | N/A | No listing | | |  |
| 400 | 802-0063 | 3001 | TRIO, FLD | Volvo | 13011 | A-662 | | |  |
| 401 | 802-0064 | 3001 | TRIO, FLD | Volvo | 14227 | A-966 | | |  |
| 402 | 802-0065 | 3005 | FLD | Volvo | 14226 | No listing | | |  |
| 403 | 802-0066 | 3001 | TRIO, FLD | Porsche | 13025 | A-6300 Bosch (Discontinued) | | |  |

D&V Plug Code Guide

| Plug Code | D&V P/N | JBT-1 Harness Code | Terminals | Application Description | Lester Reference Number | Dixie Unit Number | Note | Supplied with Tester or Set (Non JBT-1) | Plug Picture (View into regulator) |
|-----------|----------|--------------------|-------------------|---|-------------------------|---|---|---|---|
| 404 | 802-0067 | 3005 | D+, (L/ TRIO), D- | Audi | 13225 | A-462 | | |  |
| 405 | 802-0068 | 3001 | TRIO | TRIO Porsche | 14594 | A-9282 | | |  |
| 406 | 802-0069 | 3001 | TRIO | Porsche | 14892 | A-9283 | | |  |
| 407 | 802-0070 | 3001 | TRIO, FLD | Porsche | 13208 | A-9331 | | |  |
| 408 | 802-0071 | 3001 | TRIO, FLD | BMW | N/A | No listing | | |  |
| 409 | 802-0111 | 3001 | TRIO | Porsche | 14609 | A-668/A-671 (built like this but have BH in box (110) | | |  |
| 410 | 802-0072 | 3001 | FLD, STA | (1G Ford, Small Frame) | 12222 | A-215 | | ALT |  |
| 425 | NEW | | L,DFM | Denso | 9801-425 | | | | NA |
| 433 | 802-0236 | | LIN | Volvo, LIN, use with 845-0017 | 11091, 11488 | | Some testers may require a LIN/BSS adapter to use with this plug. | |  |
| 902 | 802-0124 | 2050 | L,W | Hitachi for VW | N/A | | | SUP |  |
| 903 | 802-0134 | 2137 | I,(D),(D) | Ford RC Series "NSS" (Non-Soft Start) | N/A | | | |  |
| 904 | 802-0135 | 2137 | I,W,(D) | Ford RC Series "NSS" (Non-Soft Start) | N/A | | | |  |
| 905 | 802-0136 | N/A | As, RC, LI | Ford RC Series 42V "PCM" (Not for use on JBT Testers) | N/A | | ALT-7 ALT-98 Only | |  |








D&V Plug Code Guide

| Plug Code | D&V P/N | JBT-1 Harness Code | Terminals | Application Description | Lester Reference Number | Dixie Unit Number | Note | Supplied with Tester or Set (Non JBT-1) | Plug Picture (View into regulator) |
|-----------|----------------------------|--------------------|-------------------------|---|-------------------------|-------------------|---|---|---|
| 907 | 802-0143 | 2037 | IG,S | Nippondenso John Deere Only "S" is the Field connection. (Program with "B" Circuit Field and Ignition) | N/A | | | |  |
| 909 | 802-0164 | 2050 | L,S,P | Similar to plug 300 with stator tap "P" terminal | N/A | | | |  |
| 910 | 802-0167 | 2053 | P,L,F,S | Delco Remy Industrial SI Units with RVC regulators etc. Special plug for DRA flash test. Does not work with standard machines. | N/A | | A-100 series Only | |  |
| 911 | 802-0174 | N/A | AS,RC,LI | Ford 6G "PCM" unit. This is the same unit tested with the 337 plug, however this lead is for use with A-100 & VRT testers. | N/A | | A-100 and VRT series For all other machines see PLG337 | VRT |  |
| 912 | 802-0175 | N/A | AS,RC,LI | Ford 4G "PCM" unit. This is the same unit tested with the 901 plug, however this lead is for use with testers with built in PCM functions. | N/A | | A-100, ALT-198, AST-10 and VRT series For all other machines see PLUG 901 | |  |
| 914 | 802-0177 | 3001 | D+ (Lamp) | Hitachi-Remy AD330 Lamp is "Active" type, sources approx. 500mA | N/A | | Use Universal | |  |
| 915 | 802-0178 | 2118 | C,S,L | Mitsubishi - Subaru Outback Plug is similar to 319 but with Computer terminal. | N/A | | This plug is also referred to Plug 325 in the Lester database. This conflicts with a previous designation for Plug 325 as a P, D, Blank unit now assigned as Plug 341. | |  |
| 916 | 802-0183 | 3002 | W,B+,D+ | Lucas:54022336, Marelli:MAN141 Dixie:A-471 Regulator has remote temperature compensation. D+ / S / W (Lamp, RSense & Stator/Tacho) (200 Ohm resistor in sense connection) | N/A | | | |  |
| 917 | 802-0184 | 2174 | IG,S,L,M | (M = Feedback with 1K pull up on test lead) Toyota No: 27060-28270 Denso No: 104210-3890 | 11032 | | | |  |
| 918 | 802-0185 | 2115 | DF,I (Feedback & Lamp) | Ford No: 98MF-10300-CC Mitsubishi No: A5TA6591 Similar to Plug 366 but terminal locations reversed | N/A | | | |  |
| 920 | 802-0187 | 2050 | L,F (Lamp and Feedback) | Remy RVC Regulator for unit: This lead will work on all D&V machines, but the RVC function can only be verified on VRT-10 and VRT-157 | N/A | | | |  |
| 921 | 802-0198 Under Development | | L,S (Lamp and Sense) | Hitachi | N/A | | Reg connector not available use Universal | |  |







D&V Plug Code Guide

| Plug Code | D&V P/N | JBT-1 Harness Code | Terminals | Application Description | Lester Reference Number | Dixie Unit Number | Note | Supplied with Tester or Set (Non JBT-1) | Plug Picture (View into regulator) |
|-----------|----------------|--------------------|-------------------|---|-------------------------|-------------------|--|---|------------------------------------|
| 922 | 802-0209 | 2292 | W,L,15 (IG),S | (Stator / Lamp / Ignition / Sense) Bosch FOOM series | N/A | | | | |
| 923 | 802-0210 | 2292 | W,L,15 (IG),S,DFM | (Stator / Lamp / Ignition / Sense / Feedback) Bosch FOOM series | N/A | A-6494 | | | |
| 924 | 802-0199 | | WL,W | Lucas | N/A | | Lamp and Stator | | |
| 927 | 802-0238 | 2137 | LIN | | N/A | | Some testers may require a LIN/BSS adapter to use with this plug. | | |
| 928 | AVAILABLE SOON | | IC,W,WL | Lucas W = Stator, WL might be warning lamp, but not verified. IC might be ignition, but not verified. | N/A | | Under Development | | |
| 929 | 802-0219 | 2045 | P,IG,L | Denso Industrial. Stator Phase, Ignition and Lamp Alt P/N: A-8942 Denso Reg. 102211-1180 | 12474 | | | | |
| 930 | 802-0202 | 2041 | AUX,L | Customer's reference P/N K273B This regulator seems to have an auxiliary B+ output terminal and Lamp. | N/A | | | | |
| 933 | 802-0204 | 2174 | C,F,IG,L | With external 1K pull up resistor | 11030 | | Used on testers where an external higher value Feedback pullup resistor is required (older platform testers). Note: This test lead can be used to test plug code 293 D,C,L,FR. The D is a dummy terminal. | | |
| 934 | 802-0208 | N/A | P,D | Mitsubishi FOR VRT REGULATOR TESTERS. The Driver terminal must be voltage and current limited. For same applications as Plug 303 but for VRT regulator testers | | | | | |
| 935 | 802-0214 | 2037 | S,L,R | Same as PLG151 but for alternators with additional stator output "R" terminal. | | | | | |
| 936 | UNI | 3001 | D+,W | Bosch T1, Insulated unit | NA | NA | Use Universal | | |
| 937 | UNI | 3002 | D+,W | | | | Use Universal | | |

D&V Plug Code Guide

| Plug Code | D&V P/N | JBT-1 Harness Code | Terminals | Application Description | Lester Reference Number | Dixie Unit Number | Note | Supplied with Tester or Set (Non JBT-1) | Plug Picture (View into regulator) |
|--|---------------------------|-----------------------|-----------|---|-------------------------|-------------------|---|---|---|
| 938 | | 2117 | S,L,IG,N | | 22424 | | | | |
| 939,428 | 802-0254 | | C,L,FR | Valeo | | | This lead can be used with plug code 427 D, L, FR | |  |
| Adapter Harnesses and Specialty Sorting Test Leads Below | | | | | | | | | |
| - | 802-0180 | Torque Save Adapter | | Mitsubishi with "Torque Save" function. Must be used in addition to Plug 296 or 294. Only required on applicable models. Replaces Plug 906. | | | ALT-7 ALT-98 Only | |  |
| - | 802-0148 | AC-Energize Adapter | | Delco Remy 22SI with PLFS regulator (CS130D style) OEM P/N: 19020385 New units require AC-Energize to generate initial residual magnetism. For use with Plug 314, GND connection from clip | | | ALT-98 | |  |
| - | 802-0168 | AC-Energize Adapter | | Delco Remy 22SI with PLFS regulator (CS130D style) OEM P/N: 19020385 New units require AC-Energize to generate initial residual magnetism. Fixed frequency and amplitude of P signal. For use with Plug 314, GND connection from tester | | | A-100 | |  |
| | 802-0212 | AC-Energize Adapter | | Remy 22SI,24SI series with PLFS regulator. Used to verify Field Current at stop condition by activating regulator with signal on P terminal. This version is programmable via custom test script CT_Alt_1113_AC_Engz_4.xml. For use with Plug 314, GND connection from tester | | | A-100 | |  |
| - | 802-1813 | VRT-10 Trio Adapter | | For testing Diode Trio style regulators with the VRT-10, also requires custom test script found in VRT10 Standard Procedure Set V5.txt, (V5 or higher, download from D&V website) | | | VRT-10 | | |
| - | 510-0034 | PCM-Lamp Adapter | | This harness adapter is used to fully test Delco regulators with PCM (Power Control Module) style Lamp circuits, on D&V Alternator Testers that do not have a PCM test option. (Not required on ALT-98 or ALT-7 Testers.) | | | | |  |
| - | 802-0206 (AVAILABLE SOON) | LIN Adapter ALT | | LEAD,ADAPTER,LIN,ALT | | | NEW Under Development | | |
| - | 802-0207 (AVAILABLE SOON) | LIN Adapter VRT | | LEAD,ADAPTER,LIN,VRT | | | NEW Under Development | | |
| - | 802-0200 | RVC Adapter | | RVC Adapter for testing RVC style units on the ALT-98 series of testers | | | ALT-98 series | | |
| - | 510-0010 | ALT98 Diagnostic Plug | | This module allows the ALT-98 to perform a self diagnostic test on the main harness connections and relay board. It is used in combination with the terminal connections check, Diagnostic Test #3 in the machine's self diagnostic mode. | | | | |  |

D&V Plug Code Guide

| Plug Code | D&V P/N | JBT-1 Harness Code | Terminals | Application Description | Lester Reference Number | Dixie Unit Number | Note | Supplied with Tester or Set (Non JBT-1) | Plug Picture (View into regulator) |
|-----------|----------|--------------------|--------------------------|---|-------------------------|-------------------|--------------------|---|---|
| 800 | 802-0191 | | P, L, ? (I/F), S | Sort Plug for CS130 Regulators. This plug requires a special test procedure. | N/A | | ALT98 ALT100 VRT10 | |  |
| 801 | 802-0192 | | P, L, ? (I/F), S | Sort Plug for CS130D Regulators. This plug requires a special test procedure. | N/A | | ALT98 ALT100 VRT10 | |  |
| 802 | 802-0193 | | ? (S/D/C/FR), IG, L | Sort Plug for Denso Regulators with round 3 terminal connector. This plug requires a special test procedure. | N/A | | ALT98 ALT100 VRT10 | |  |
| 803 | 802-0194 | | ? (S/D/C), FR, IG, L | Sort Plug for Denso Regulators with round 4 terminal connector. This plug requires a special test procedure. | N/A | | ALT98 ALT100 VRT10 | |  |
| 804 | 802-0195 | | (S, D, C, P), (IG, S), L | Sort Plug for Denso Regulators with oval 3 terminal connector. This plug requires a special test procedure. | N/A | | VRT10 | |  |
| 805 | 802-0196 | | IG, ? (S/C), L, FR | Sort Plug for Denso Regulators with square 4 terminal connector. This plug requires a special test procedure. | N/A | | ALT98 ALT100 VRT10 | |  |

Note 1: Plug names ending with "J" are exclusive to JBT-3 or JBT-5 Series Testers. (Not capable of testing "Stator-Sense".)

Note 2: (?) Plugs without a valid D&V part number are not available as of the date of this file. Use Universal if exact plug is not available.

Note 3: 900 series plugs were assigned by D&V when the WAI plug code was unknown. Subsequently the WAI code has been developed which has resulted in some duplications.
(323 & 926), (324 & 900), (327 & 931), (339 & 901), (341 & 932), (346 & 919), (377 & 925)

Note 4: For JBT3, JBT5 and JBT5P users, if your tester does not display plug codes listed here, contact D&V for a Plug Code Database availability. Charges may apply.

Note 5: Test Lead Set 805-0010 is supplied with **JBT** testers. Test Lead Set 805-0009 is supplied with **ALT** testers. Test Lead Set 805-0045 was created as a supplementary set of popular late model leads. These are designated by **SUP**. These Lead Sets are indicated in column "I". All other plugs listed in this guide are optional.

D&V Plug Code Guide

| Plug Code | D&V P/N | JBT-1 Harness Code | Terminals | Application Description | Lester Reference Number | Dixie Unit Number | Note | Supplied with Tester or Set (Non JBT-1) | Plug Picture (View into regulator) |
|--|---------|--------------------|-----------|-------------------------|-------------------------|-------------------|------|---|------------------------------------|
| <p>Note 6: Plugs marked as "Under Development" are not available at present. Use the Universal Lead in this case or contact D&V for more information.</p> | | | | | | | | | |
| <p>Note 7: A-100 refers to all machines based on the A-100 platform. This includes ALT-72, ALT-100, ALT-184, ALT-186, ALT-284, ALT-300</p> | | | | | | | | | |
| | | | | | | | | | |